



CRAFTING AMERICA'S DREAM MACHINES SINCE 1990



P O W E R F U L . B A L A N C E D . E X H I L A R A T I N G .

Grab a handful of the most powerful production bike in the world. Boss Hoss motorcycles, starting at 355 horse power, go from zero to holy crap in about the time it takes you to say something you wouldn't want your mother to hear! Exhilarating? Definitely. But with control and balance like you've experienced on much smaller bikes.

The low center of gravity (made even lower with the all new Boss Hoss Super Sport) and the race-bike inspired weight distribution, harness the power

of the 350 or 502 cubic inch V8 GM engine and put you in complete control. The bike, with its 2-speed semi-automatic transmission, and the trike, with its 3-speed automatic transmission both feature a real reverse. The bikes offer a manual overdrive for highway driving at speeds over 55 mph.

Cruise long distances or show out around town... wherever you go on your new Boss Hoss, you'll be the center of attention on the most awe-inspiring production motorcycle in the world.





The all new **Boss Hoss Super Sport's** handling characteristics and lower center of gravity were designed to appeal to a wider range of motorcycle enthusiasts. With its 3 inch lower seat height and its 3 inch shorter wheelbase, the Super Sport still maintains all the performance of the ZZ4.



contoured seat

lower seat height & shorter wheelbase

chrome pulley



BHC-3502 BIKE



radiator catch can

boss hoss branded chrome controls

dual-function speedometer



adjustable back seat

adjustable foot peg w/logo

full instrument panel

BHC-3224 BIKE



BIKES-TRIPLES



increased rake
for easy steering

3-speed automatic
transmission

reserve tank



SIERRA TRUCK



'57 CHEVY



'32 LOW BOY COUPE



DRESS IT UP FOR A NIGHT OUT



narrow handle bars

hwy. pegs

pull back risers


touring seat

opt. disc brakes for trikes

tool bag

V8 light cover

saddle bags



touring pass. seat

windshield

gas cap covers


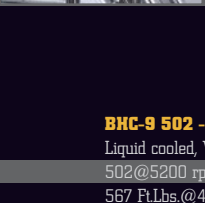
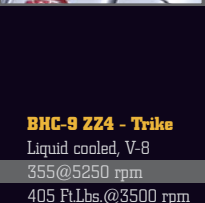
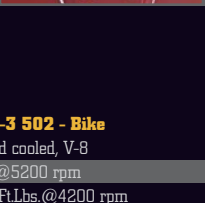

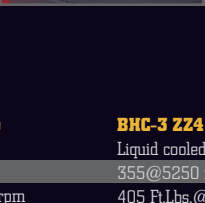
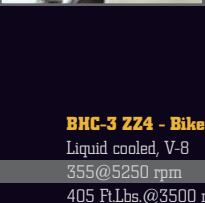
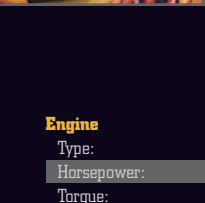
custom paint

dash inserts

sissy bar/rack

front fairing

rear fairing



	BHC-3 Z24 - Bike	BHC-3 Z24 SS - Bike	BHC-3 502 - Bike	BHC-9 Z24 - Trike	BHC-9 502 - Trike
Engine					
Type:	Liquid cooled, V-8	Liquid cooled, V-8	Liquid cooled, V-8	Liquid cooled, V-8	Liquid cooled, V-8
Horsepower:	355@5250 rpm	355@5250 rpm	502@5200 rpm	355@5250 rpm	502@5200 rpm
Torque:	405 Ft.Lbs.@3500 rpm	405 Ft.Lbs.@3500 rpm	567 Ft.Lbs.@4200 rpm	405 Ft.Lbs.@3500 rpm	567 Ft.Lbs.@4200 rpm
Block:	Cast iron- 4 bolt main	Cast iron- 4 bolt main	Cast iron- 4 bolt main	Cast iron- 4 bolt main	Cast iron- 4 bolt main
Cylinder Heads:	Aluminum (58cc)	Aluminum (58cc)	Aluminum (110cc)	Aluminum (58cc)	Aluminum (110cc)
Valvetrain:	1.94" Int./1.5" Exh.	1.94" Int./1.5" Exh.	2.25" Int./1.88" Exh.	1.94" Int./1.5" Exh.	2.25" Int./1.88" Exh.
Size:	350 c.i. (5700cc)	350 c.i. (5700cc)	502 c.i. (8200cc)	350 c.i. (5700cc)	502 c.i. (8200cc)
Compression Ratio:	10:1	10:1	9.6:1	10:1	9.6:1
Carburetor:	Holley 750cfm	Holley 750cfm	Holley 850cfm	Holley 750cfm	Holley 850cfm
Exhaust:	2.0" with dual mufflers	2.0" with dual mufflers	2.5" with dual mufflers	2.5" with dual mufflers	2.5" with dual mufflers
Drivetrain					
Transmission:	2-speed semi-auto w/rev.	2-speed semi-auto w/rev.	2-speed semi-auto w/rev.	3-speed auto w/rev.	3-speed auto w/ rev.
Final Drive:	Belt, Gates - Polychain	Belt, Gates - Polychain	Belt, Gates - Polychain	Shaft, narrowed Ford 7.5"(open)	Shaft, narrowed Ford 7.5" (open)
Dimensions					
Overall Length:	106"	103"	108"	((32)115"/((57)129"/(Truck)136"	((32)117"/((57)131"/(Truck)138"
Wheel Base:	80.0"	77.0"	82.0"	81.5"	83.5"
Seat Height:	28.0"	25.0"	28.5"	29.0"	29.0"
Rake:	33.0 degrees	33.0 degrees	33.0 degrees	35.0 degrees	35.0 degrees
Ground Clearance:	4.5"	4.5"	4.5"	6.5"	6.5"
Frame/Body Width:	28.0"	28.0"	31.0"	60.0"	60.0"
GVWR:	1675 lbs.	1675 lbs.	1827 lbs.	2093 lbs.	2293 lbs.
Dry Weight:	1100 lbs.	1100 lbs.	1300 lbs.	1500 lbs.	1700 lbs.
Tires and Wheels					
Front:	130/90-16, 3.50"x16.0"	130/90-16, 3.50"x16.0"	130/90-16, 3.50"x16.0"	130/90-16, 3.50"x16.0"	130/90-16, 3.50"x16.0"
Rear:	230/60, 7.0"x15.0"	230/60, 7.0"x15.0"	230/60, 7.0"x15.0"	275/60R-15, 10.0"x15.0"	275/60R-15, 10.0"x15.0"
Suspension (Adj. Preload)					
Front, 3.5" travel:	63mm inverted forks	63mm inverted forks	63mm inverted forks	63mm inverted forks	63mm inverted forks
Rear:	Dual 13.0" coilover shocks	Dual 11.0" coilover shocks	Dual 13.5" coilover shocks	Dual 17" coilover shocks	Dual 17" coilover shocks,
Brakes					
Front, 12.6" Floating Discs:	Dual four-piston calipers	Dual four-piston calipers	Dual four-piston calipers	Dual four-piston calipers	Dual four-piston calipers
Rear:	Single four-piston caliper	Single four-piston caliper	Single four-piston caliper	9.0" drum brakes	9.0" drum brakes
Fuel					
Tank Capacity:	8.5 gal.	8.5 gal.	8.5 gal.	8.5 gal. main, 3.5 gal. res.	8.5 gal. main, 3.5 gal. res.
High/Low MPG:	25/20	25/20	18/13	25/20	18/13
Miscellaneous					
Storage Compartment:	400 cu. in.	N/A	400 cu. in.	4 cu. ft, 6 cu. ft., 10.5 cu. ft.	4 cu. ft, 6 cu. ft., 10.5 cu. ft.
Indicators:	Hi-beam, turn signals, neutral	Hi-beam, turn signals, neutral	Hi-beam, turn signals, neutral	High-beam, turn signals, neutral	Hi-beam, turn signals, neutral
Warranty:	12 mo., unlimited miles	12 mo., unlimited miles	12 mo., unlimited miles excluding engine & drivetrain	12 mo., unlimited miles	12 mo., unlimited miles, excluding engine & drivetrain



BOSS HOSS CYCLES, INC.

790 SOUTH MAIN
DYERSBURG, TN 38024

PHONE: (731) 286-4915

FAX: (731) 286-2453

EMAIL: info@bosshoss.com

www.bosshoss.com

